



YEAR 11



REVISION GUIDE





TIPS FOR SUCCESSFUL REVISION



How should I organise my revision?

- Make your own revision timetable or a tick list of topics for each subject
- It is important to spend some time deciding what to revise and when, so that you are fully prepared for every subject. Use a diary or wall chart to organise the time you have available for revision
- Try to vary the subjects you are revising
- Try tackling the subject you least like / find most difficult first and working towards a preferred one, rather than leaving difficult topics to the end of the day
- Do not plan to revise too late into the evening as your revision will be much less effective if you are too tired.

Action points for students

- Create the revision timetable (use the template in this booklet) and put it somewhere your family can see it; the fridge is a good place!
- Ask your teachers for help if there is something you do not understand
- Attendance is key; aim for 100% attendance and also attend revision and support sessions after school.

What can families do to support students?

- Provide a quiet study environment
- Help students construct a revision timetable and keep a copy somewhere visible
- Consider places students can work; a parent's home office, an attic room, a relative's house
- Be positive, particularly in moments of panic
- Offer help and support; carry out regular revision "book looks"
- Offer some incentives to work
- Consider taking students away from the house for scheduled breaks
- Make sure they have a healthy balanced diet whilst revising
- Try to avoid tension or arguments
- Encourage regular exercise.

Why might students be resisting revision?

- **Finding it hard:** Many students find revision hard because they're not using active revision techniques that help them understand and remember what they're learning.
- **Finding it boring:** Too many students engage with their revision passively, which makes it boring and ineffective.
- **Being overwhelmed:** If students don't know where to begin, revision can feel like too big a task to tackle.
- **Fear of failing themselves:** It's a natural stress response to freeze, or run away from, tasks that you're not confident you'll succeed in.
- **Fear of failing others:** The shame of letting parents and teachers down is a real underlying fear for some students.



TIPS FOR SUCCESSFUL REVISION

What should I be doing just before a test or examination?

The night before...

- get plenty of sleep.
- pack your equipment.
- double check what examinations you have, where they are and what equipment you will need.

On the day...

- arrive in good time.
- consider walking to school and getting fresh air, this can help wake you up.
- do not drink too much water but have some with you to sip throughout the examination.
- remember your clear pencil case or plastic bag for essential stationary.

In the examination room...

- read any instructions carefully before you start.
- ask the teacher if you are not sure about something before you begin.
- allow enough time for every question.

What are the most effective ways to revise?


1. Create a study plan: Setting aside specific times and dates to revise is a great way to be organized and prepared
2. Review notes and re-read the material: Going over class notes, lectures, and reading materials can help solidify the material in your mind and help you identify areas you need to focus on
3. Retrieval practice: Make flash cards or notes on key facts or definitions. Try to recall the knowledge and repeat at a later date just as you are starting to forget it (see the diagrams below)
4. Take practice tests: Taking practice tests or quizzes can help you understand what types of questions may be on an upcoming exam and prepare you for it
5. Explain concepts to others: Explaining concepts to others can help you better retain the information. It can also help you identify any gaps in your understanding
6. Connect the material to real life: Connecting the material to real life examples can help make the material more meaningful and help you remember it
7. Use mnemonic devices: Mnemonic devices are memory tools such as acronyms, rhymes, and stories that can help you remember key concepts
8. Ask for help: If you are having difficulty understanding a topic, don't be afraid to ask for help. Talking to a teacher, parent, or classmate can help you understand the material better.

4 'BEST BETS' for LEARNING from RESEARCH

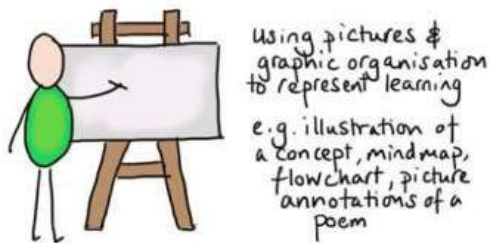
RETRIEVAL PRACTICE



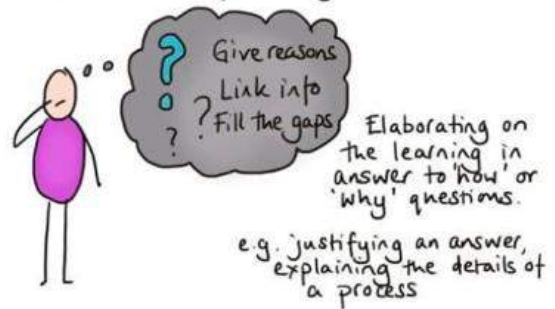
SPACED LEARNING



DRAWING your UNDERSTANDING



ELABORATION / making connections



4 Methods of Retrieval Practice

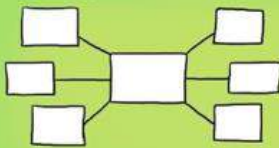
Before you start put away all your books & classroom materials.

Retrieval Practice Examples

- * Exit Tickets
- * Starter quizzes
- * Multiple choice quizzes
- * Short answer tests
- * Free write
- * Think, pair, share
- * Ranking & sorting
- * Challenge grids

BRAIN DUMP

Write, draw a picture, create a mind-map on everything you know about a topic.



Give yourself a time limit, say 3 minutes, then have a look at your books & add a few things you forgot.

QUIZZING

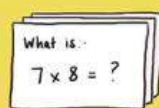
Create practice questions on a topic. Swap your questions with a partner & answer.

Question - What is a metaphor?

- A comparison using 'like, as, than'.
- A comparison where one thing is another.
- A comparison with a human attribute.

FLASHCARDS

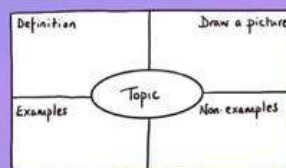
Create your own flashcards, question on one side answer on the other. Can you make links between the cards?



You need to repeat the Q&A process for flashcards you fail on more frequently & less frequently for those you answer correctly

KNOWLEDGE ORGANISERS

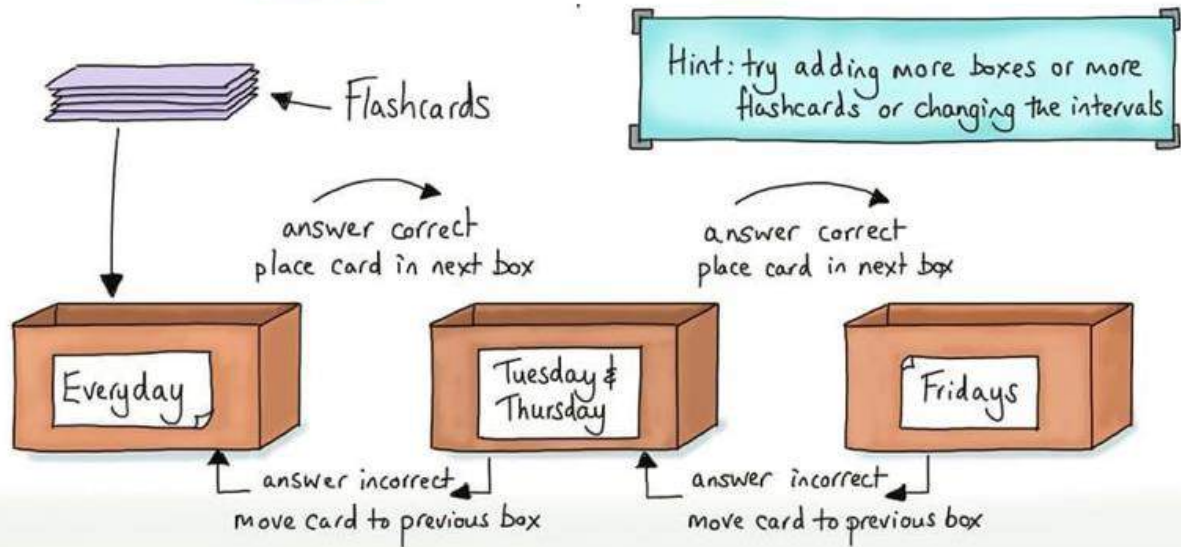
Complete a knowledge organiser template for key information about a topic.



You can use knowledge organisers to learn new vocab & make links in between subjects or ideas.

After you have retrieved as much as you can go back to your books & check what you've missed. Next time focus on that missing information

LEITNER Flash card method



An effective use of flashcards to prompt & recall learning using spaced practice proposed by Leitner in the 1970s. It focuses on the proficiency of recall of the learner. Information which is easily recalled has a longer time lapse before the next recall opportunity.

EXAM COMMAND WORDS

@lupactwales Analyse	Break down into its fundamental parts and examine each in detail, stating its significance.		key point 1 this shows/operates/gives/illustrates. Name and describe each key point.
Compare	Identify differences and similarities between two or more sources of evidence.		however, whereas, larger than, greater, smaller, more than....
Describe	Write about the features of a source of evidence using factual details.		patterns, trends, characteristics, distributions, effects, relationships
Discuss	Build up a balanced argument with supporting details.		Fact.. this is supported by shown by, you can see that, exemplified by, an example of this is....
Evaluate	Make a judgement about or give an opinion on a source of evidence, backed up by supporting details.		This shows that.... I believe that.... In my opinion.... The evidence shows us that....
Explain	Give reasons or causes for. Show an understanding of how or why something has occurred.		this happened and this shows... causes a reaction... shows how it can/will
Summarise	Draw your key ideas and key points on a source of evidence together in one short section of writing.		Must be: Concise, accurate, objective Condenses information into key points



SUPPORT FOR REVISION AND HOMEWORK

The following pages contain a range of information for each subject with tips and links designed to assist students in their revision. If students would like further support with revision please encourage them to contact their guidance team, tutor or subject teachers.

A reminder that we also offer homework club before and after school in the library and at lunchtime in B3. Teachers and computers are available at all these times to support you with homework as required.



EXAMPLE REVISION TIMETABLE

WEEKLY REVISION PLANNER								
TIME	MONDAY	TUESDAY	WEDNESDAY	THURSDAY	FRIDAY	TIME	SATURDAY	SUNDAY
8:30AM - 4PM	SCHOOL	SCHOOL	SCHOOL	SCHOOL	SCHOOL	9AM - 10AM	BREAKFAST/SHOWER	BREAKFAST/SHOWER
4PM - 5PM	HOMEWORK	TV/GAMING/SOCIAL MEDIA	HOMEWORK	TV/GAMING/SOCIAL MEDIA	HOMEWORK	10AM - 11AM	REVISION - ENGLISH	REVISION - SCIENCE
5PM - 6PM	DINNER	DINNER	DINNER	DINNER	DINNER	11AM - 1PM	SEEING FRIENDS/LUNCH	SPORT/LUNCH
6PM - 7PM	REVISION - GEOGRAPHY	HOMEWORK	REVISION - HISTORY	REVISION - FRENCH	REVISION - SCIENCE	1PM - 3PM	REVISION - MATHS	REVISION - FLASH CARDS
7PM - 8PM	REVISION - MATHS	REVISION - ENGLISH	FREE TIME	HOMEWORK	FREE TIME	3PM - 5PM	OUT WITH FAMILY	SPORT/TV/GAMING
8PM - 9PM	FREE TIME/SHOWER	FREE TIME/SHOWER	FREE TIME/SHOWER	FREE TIME/SHOWER	FREE TIME/SHOWER	6PM - 8PM	DINNER/FREE TIME	DINNER/FREE TIME



ENGLISH

Overview

Your English teachers have planned the Curriculum carefully so that you are well-prepared for your exams next summer. After the mocks, your teacher will create a bespoke timetable for your class, with every element covered to address your needs.

Interventions

These take place every Thursday at 3.30pm-4.30pm in R11 and will cover both Literature and Language.

Exam dates

- Monday 13th May 9am 1hr 45min - AQA English Literature Paper 1 Shakespeare and A Christmas Carol
- Monday 20th May 9am 2hr 15min - AQA English Literature Paper 2 An Inspector Calls, Poetry Anthology, Unseen Poetry
- Thursday 23rd May 9am 1hr 45min - AQA English Language Paper 1
- Thursday 6th June 9am 1hr 45min - AQA English Language Paper 2

Resources

Links to audio versions of A Christmas Carol, An Inspector Calls and Romeo and Juliet are on the Class [Teams](#) pages.

There is also a Word document containing a link to Mrs Allison's Annotations of the Poetry Anthology.

You will also find on Teams the Year 10 and Year 11 Curriculum and Homework Booklets, which include the Knowledge Organisers and Quotation Banks.

There are also mini mock exam papers outside R18. Your class teacher will mark these for you.

Finally, please ask your teacher if you have **any** questions or concerns about any of the papers.

Independent Learning

Literature: create flashcards with quotations, links to characters, themes, and context. Make sure you know the plot. Learn subject terminology, analytical verbs, and the strategies for answering the questions, including the sentence starters for the introductions. The most effective method of revising is to plan and practise answering a wide range of questions – use the mini mocks outside R18.

Language: make sure you are confident with the question focus on the exam papers. Learn the sentence starters and timings for each. Plan and practise Creative Writing questions and Non-Fiction Writing questions, using the correct strategy. Make flashcards to help you learn everything you need.



MATHS



Overview

Your maths teachers have now analysed your end of year results and planned your homework and random exam question to ensure that you revisit the key content required bespoke to your class. In addition to this you will be set consolidation homework as well as current tasks to support you in retention of previously learnt content.

Interventions

There are a number of interventions available to you:

Wednesday P6 - Grade 6 onwards R16. Foundation tier R15

Thursday lunchtime – Grade 8/9 pupils R16.

Exam dates

- Thursday 16th May - Paper 1 – Non-Calculator – can test anything
- Monday 3rd June - Paper 2 – Calculator paper – the numbers tend to be trickier because you have a calculator
- Monday 10th June - Paper 3 – Calculator paper – this is the problem-solving paper, which tests how you apply the knowledge you have learnt. The questions tend to be 'wordier' in this paper

Resources

You have recently been shown our new homework programme, SPARX, and a key aspect of this is the independent learning area, here you can choose what you revise and the level which is relevant to you. You will be having a formal assessment towards the end of the term and we would like you to be doing independent revision to prepare for this. Once this has been completed you will then receive a gap analysis to help support you in choosing which topics to choose. Your teacher will go through this with you when the time arrives.

Corbett maths and maths genie are two very good websites which have practice questions, exam style questions, past papers and predicted papers.

Revising

Use the strategies which you have been practising during P1 – flashcards, Cornell notes and timed practice.

Expose yourself to as many exam questions as you can. Past papers and mark schemes can be found on [Teams](#)

Use your teacher, if you're unsure what to revise, ASK. If you complete work at home and want it marked, ASK. If you need them to explain something you have tried to revise, ASK. We are here to help you to succeed.



COMBINED SCIENCE

Revision tips

- Test yourself by quizzing, there are quizzes included in BBC bitesize pages.
Link to all Edexcel Combined Science Revision: [BBC bitesize menu](#)
- Spend time revising the topic you know least well. Revising is an active process so writing yourself quiz cards/flashcards and testing yourself with them is a good method. This link takes you to a short video on how to use flashcards: [Flashcards & the Leitner system](#)
- Complete as many practice exam papers as you can. Past papers and mark schemes can be found on [Teams](#)

Biology Paper One – Friday 10 th May 2024			
Topic	CGP Revision Guide		BBC Bitesize link
	Higher	Foundation	
Cells & Microscopy	11-14	11-14	Cell structure
Enzymes	15-17	15-17	Enzymes
Transporting substances	18-19	18-19	Transport in cells
Cell division & Growth	20-22	20-22	Cell division
Nervous system	23-24	23-24	The Nervous System
DNA & sexual reproduction	26-27	26-27	Reproduction & Genome
Genetics	28-31	28-31	Genetics & Inheritance
Evolution	32-35	32-35	Evolution
Genetic modification	36-37	36-37	Changing genes
Communicable diseases	39-43	39-43	Communicable diseases Treating, Curing & Preventing Diseases Making medicines
Non-communicable diseases	44-46	44-46	Non-communicable diseases



COMBINED SCIENCE



Chemistry Paper One – Friday 17th May 2024

Topic	CGP Revision Guide		BBC Bitesize link
	Higher	Foundation	
Atomic Structure & Periodic table	78-82	78-82	Atomic Structure Periodic Table
Ionic Bonding	83-85, 76	83-85	Ionic Compounds
Covalent Bonding	86-87	86-88	Simple Molecules Giant Covalent
Metallic Bonding	88	89	Metals & Non-metals
Conservation of Mass	89	90	Conservation of Mass
Relative Formula Mass & Formulas	90	91	Relative Formula Mass
Concentration	92	94	Concentration
Empirical Formulas	93	92-93	Empirical Formula 1 Empirical Formula 2
Moles & Reacting Masses	91-95	-	Higher only Calculations
States of Matter & Separating Techniques	97-104	96-103	States of Matter & Mixtures
Acids & Alkalis	105-109	104-109	Acids & Alkalis Making Salts
Electrolysis	110-112	110-112	Electrolysis
Extracting Metals	114-120	114-119	Extracting Metals
Reversible Reactions	121-122	120	Reversible Reactions

Physics Paper One – Wednesday 22nd May 2024

Topic	CGP Revision Guide		BBC Bitesize link
	Higher	Foundation	
Motion & Forces	145-155	145-155	Scalar & Vector Motion Newton's Laws Motion of Vehicles Momentum (Higher only)
Energy	156-162	156-163	Energy
Waves	164-167	165-169	Waves
EM Spectrum	168-171	170-172	EM Spectrum
Radioactivity	172-177	173-179	Radioactivity



COMBINED SCIENCE

Biology Paper Two – Friday 7th June 2024

Topic	CGP Revision Guide		BBC Bitesize link
	Higher	Foundation	
Cells & Microscopy	11-14	11-14	Cell structure
Enzymes	15-17	15-17	Enzymes
Transporting substances	18-19	18-19	Transport in cells
Plants & Photosynthesis	47-50	47-50	Plants & Photosynthesis
Hormones & Homeostasis	52-57	52-56	Hormones & Homeostasis
Circulatory System & Respiration	59-65	57-64	Circulatory System & Respiration
Ecosystems	67-70	66-69	Ecosystems
Water & Carbon Cycles	71-72	71-72	Cycles & Decomposition
Nitrogen Cycle	73	73	

Chemistry Paper Two – Tuesday 11th June 2024

Topic	CGP Revision Guide		BBC Bitesize link
	Higher	Foundation	
Atomic Structure & Periodic table	77-82	77-82	Atomic Structure Periodic Table
Ionic Bonding	83-85, 76	83-85	Ionic Compounds
Covalent Bonding	86-87	86-88	Simple Molecules Giant Covalent
Metallic Bonding	88	89	Metals & Non-metals
Conservation of Mass	89	90	Conservation of Mass
Relative Formula Mass & Formulas	90	91	Relative Formula Mass
Concentration	92	94	Concentration
Empirical Formulas	93	92-93	Empirical Formula 1 Empirical Formula 2
Moles & Reacting Masses	91-95		Higher only Calculations
Groups in the Periodic Table	123-126	121-125	Groups in the Periodic Table
Rates of Reactions	128-133	127-132	Rates of Reaction
Exothermic & Endothermic Reactions	134-136	133-135	Energy Changes in Reactions
Fuels	137-140	136-140	Fuels
Changing Atmosphere	141-143	141-143	Earth & Atmosphere



COMBINED SCIENCE



Physics Paper Two – Friday 14th June 2024

Topic	CGP Revision Guide		BBC Bitesize link
	Higher	Foundation	
Forces & Energy	179-182	181-183	Forces Doing Work Forces & Their Effects
Electricity	184-193	184-194	Electricity
Magnetism	195-196	196-197	Magnets
Electromagnetism	197-199	198	Electromagnetism Electromagnetic Induction Higher only - Electromagnetism & Motor Effect
Density & States of Matter	200-201	199-200	Density States of Matter
Specific Heat Capacity	202	201 & 203	Specific Heat Capacity
Specific Latent Heat	203	202-203	Specific Latent Heat
Gases, Pressure & Temperature	204	204	Gases, Pressure & Temperature
Springs	205-206	205-206	Forces & Elasticity



SEPARATE SCIENCE

Revision tips

- Test yourself by quizzing, there are quizzes included in BBC bitesize pages.
Link to all Edexcel Combined Science Revision:
[BBC bitesize Biology](#) ; [BBC Bitesize Chemistry](#) ; [BBC Bitesize Physics](#)
- Spend time revising the topic you know least well. Revising is an active process so writing yourself quiz cards/flashcards and testing yourself with them is a good method. This link takes you to a short video on how to use flashcards: [Flashcards & the Leitner system](#)
- Complete as many practice exam papers as you can. Past papers and mark schemes can be found on [Teams](#)

Biology Paper One – Friday 10th May 2024

Topic	CGP Revision Guide	BBC Bitesize link
Cells & Microscopy	12-15	Cell structure
Enzymes	16-18	Enzymes
Testing for Biological Molecules & Energy in Food	19-20	Testing Food Molecules Calorimetry
Transporting substances	21-22	Transport in cells
Cell division & Growth	24-26	Cell division
Nervous system	27-30	The Nervous System
DNA & Reproduction	32-34	Reproduction & Genome
Protein Synthesis	35-36	Protein Synthesis
Genetics & Mendel	37-43	Genetics
Evolution	45-49	Evolution
Genetic modification	50-53	Genetic Modification
Communicable diseases	55-63	Health & Diseases - incl. Plant Diseases
Non-communicable diseases	65-67	Non-Communicable Diseases

Chemistry Paper One – Friday 17th May 2024

Topic	CGP Revision Guide	BBC Bitesize link
Key Concepts in Chemistry		Key Concepts in Chemistry
Atomic Structure & Periodic Table	15-19	
Ionic Compounds	20-22	
Covalent Substances	23-24	
Metallic Bonding	25	
Chemistry Calculations	26-32	
States of Matter & Separating Techniques	34-41	States of Matter & Mixtures
Acids & Alkalis	43-47	Acids & Alkalis
Electrolysis	48-50	Electrolysis
Extracting Metals	52-58	Extracting Metals
Reversible Reactions	59-60	Dynamic Equilibria
Separate Chemistry 1	62-71	Separate Chemistry 1



SEPARATE SCIENCE



Physics Paper One – Wednesday 22nd May 2024

Topic	CGP Revision Guide	BBC Bitesize link
Motion & Forces	12-23	Motion & Forces
Energy	24-30	Energy
Waves	32-39	Waves
EM Spectrum	40-47	EM Spectrum
Radioactivity	49-58	Radioactivity
Astronomy	59-63	Astronomy

Biology Paper Two – Friday 7th June 2024

Topic	CGP Revision Guide	BBC Bitesize link
Cells & Microscopy	12-15	Cell structure
Enzymes	16-18	Enzymes
Testing for Biological Molecules & Energy in Food	19-20	Testing Food Molecules Calorimetry
Transporting substances	21-22	Transport in cells
Plants & Photosynthesis	69-73	Plants
Plant Hormones	74-75	Plant Hormones
Hormones & Homeostasis	77-83	Homeostasis
Thermoregulation and Kidneys & Osmoregulation	84-85	Homeostasis in Humans
Circulatory System & Respiration	87-93	Circulatory System & Respiration
Ecosystems & Material Cycles	95-106	Ecosystems & Material Cycles

Chemistry Paper Two – Tuesday 11th June 2024

Topic	CGP Revision Guide	BBC Bitesize link
Key Concepts in Chemistry		Key Concepts in Chemistry
Atomic Structure & Periodic Table	15-19	
Ionic Compounds	20-22	
Covalent Substances	23-24	
Metallic Bonding	25	
Chemistry Calculations	26-32	
Groups in the Periodic Table	73-76	Groups in the Periodic Table
Rates of Reactions	77-82	Rates of Reaction
Exothermic & Endothermic Reactions	83-85	Energy Changes in Reactions
Fuels	87-90	Fuels
Changing Atmosphere	91-93	Earth & Atmosphere
Separate Chemistry 2	95-107	Separate Chemistry 2



SEPARATE SCIENCE

Physics Paper Two – Friday 14th June 2024

Topic	CGP Revision Guide	BBC Bitesize link
Forces & Energy	65-69	Forces Doing Work Forces & Their Effects
Electricity	71-80	Electricity
Static Electricity	82-84	Static Electricity
Magnetism	85-86	Magnetism
Electromagnetism	87-91	Electromagnetic Induction
Density & States of Matter	93-94	The Particle Model
Specific Heat Capacity	95	
Specific Latent Heat	96	
Gases, Pressure & Temperature	97-98	
Springs	99-100	Forces & Elasticity
Pressure in Liquids	101-102	Pressure in Fluids



HISTORY



Online Resources

Content revision for [American West](#)
Practice questions for [American West](#)
Content revision for [Early Elizabethan England](#)
Practice questions for [Early Elizabethan England](#)
Content revision for [Weimar and Nazi Germany](#)
Practice questions for [Weimar and Nazi Germany](#)
Content revision for [Medicine Through Time /BBC Bitesize](#)
Practice questions for [Medicine Through Time](#)
Content revision for [the Western Front](#)
Practice questions for [the Western Front](#)

Physical Resources

All pupils have been provided with a copy of the green CGP GCSE Edexcel History Revision Book. Suggested technique for revising using this:

1. Identify a topic that you need to do content revision for.
2. Select a page of the revision book and read through without taking notes. You can highlight if you need to. Make sure that you are taking the time to take in the information/don't just skim over it.
3. Close the revision book.
4. In a notebook or on a whiteboard, try to write out the notes from the section you just looked at. This will feel hard and it is likely you won't be able to remember everything. That is not a problem.
5. When you have noted down as much as you can remember – reopen your revision book to the same page and re-read the section.
6. Repeat the process of closing the revision book, this timing adding to your notes – you don't have to start again from scratch but you can choose to, if you should so wish.
7. Add in any new notes in a different colour.

You also have access to all your curriculum booklets which have knowledge organisers and application questions attached – these are a great place to start revising some of the basic details you will need by answering the application questions.

Revision Checklist

Your teacher will be setting you as an assignment on Microsoft Teams, a revision checklist for you to RAG (red, amber and green). In addition to your mocks, this will help to guide us in tailoring revision within lessons to the needs of your class as well as you to identify areas to develop for independent revision.

Practice Papers

You will have access to past papers on your History Class Teams Page. These can be accessed to practice answering exam questions and you can request feedback on these from your class teachers.

Exam Board: Edexcel

Paper 1 - Exam Date: Wednesday 15th May
Medicine Through Time & Medicine on the Western Front
30% of the qualification. 52 Marks / 1 hr 15 min

Paper 2 - Exam Date: Tuesday 4th June
American West c1835-c1895
20% of the qualification / 32 Marks
Early Elizabethan England, 1558-88
20% of the qualification / 32 Marks. 1 hr 45 min

Paper 3 - Exam Date: Tuesday 11th June
Weimar and Nazi Germany
30% of the qualification. 52 Marks / 1 hour and 20 min



GEOGRAPHY



Examination Information					
Exam Paper	Date of exam	Duration	Total marks	Number of 8 mark exam questions	Number of 12 mark exam questions
1	Friday 17 th May 1 pm	1 hour 30 minutes	94	4	0
2	Wednesday 5 th June 9 am	1 hour 30 minutes	94	3	0
3	Friday 14 th June 9 am	1 hour 30 minutes	64	2	1
Reminder – Do not answer the following sections:					
Paper 1	Glaciers				
Paper 2	Water Resources				
Paper 3	Fieldwork: River Landscapes or Fieldwork: Rural Landscapes				



GEOGRAPHY

Exam Paper	Topic	Important themes	Case studies
1	UK Landscapes	<ul style="list-style-type: none"> • Geology • Weathering processes • Land use (agriculture, forestry, settlement) • Map skills 	<ul style="list-style-type: none"> • UK Landscapes - The South Downs National Park
	Coasts	<ul style="list-style-type: none"> • Coastal processes (erosion, transportation, deposition) • Coastal landforms • Coastal erosion and management 	<ul style="list-style-type: none"> • Coasts - Dawlish Warren Spit
	Rivers	<ul style="list-style-type: none"> • River processes (erosion, transportation, deposition) • River landforms • Flood risk (flood hydrographs) • Management of river flooding 	<ul style="list-style-type: none"> • Rivers - The River Dee, UK
	Weather Hazards and Climate Change	<ul style="list-style-type: none"> • Atmospheric and oceanic circulation • Natural causes of climate change • Human causes of climate change • Evidence of climate change • Impacts of climate change • Understanding the UK's climate • Tropical storms and their impacts • Causes and impacts of drought 	<ul style="list-style-type: none"> • Typhoon Haiyan (Philippines) – Developing • Hurricane Sandy (USA) – Developed • Californian Drought (USA) – Developed • Ethiopian Drought (Ethiopia) - Developing
	Ecosystems, Biodiversity and Management	<ul style="list-style-type: none"> • Global ecosystem distribution • The nutrient cycle • Goods and services from the biosphere • The UK's ecosystems (temperate deciduous) • Threats to deciduous woodlands • Tropical rainforest ecosystems and their importance • Deforestation in tropical rainforests 	<ul style="list-style-type: none"> • The New Forest National Park (Temperate Deciduous Forest) • Madagascar (Tropical Rainforest)



GEOGRAPHY

Exam Paper	Topic	Important themes	Case studies
2	Changing Cities	<ul style="list-style-type: none"> Urbanisation (UK and global) <u>Birmingham:</u> <ul style="list-style-type: none"> Deindustrialisation (and globalisation) Inequality Changes in retailing (CBD → Out of town) Sustainability <u>Mexico City:</u> <ul style="list-style-type: none"> Growth of the city and inequality Impacts of rapid urbanisation Solving the issues of rapid urbanisation 	<ul style="list-style-type: none"> Birmingham (city in a developed country) Mexico City (city in a developing / emerging country)
	Global Development	<ul style="list-style-type: none"> Defining and measuring development (GDP, GNI, HDI etc.) Causes of uneven development Factors affecting development Reducing uneven development (top down and bottom up strategies) <u>India:</u> <ul style="list-style-type: none"> Background info, unequal development, sectoral changes, trade, aid and investment. Demographic and social changes Changes in geo-politics and technology Negative impacts of rapid development 	<ul style="list-style-type: none"> India – an emerging country



GEOGRAPHY

Exam Paper	Topic	Important themes	Case studies
2	Resource Management: Energy	<ul style="list-style-type: none"> Classifying resources (renewable, non-renewable, fossil fuels, biotic, abiotic). Distribution and consumption of resources The Energy Mix Meeting energy demand Management and disputes of energy resources (e.g. fracking). Energy management in China and Germany 	<ul style="list-style-type: none"> Emerging country / MIC – Renewable energy in China MEDC / HIC – Renewable energy in Germany
3	Fieldwork (Physical environments and human environments)	<ul style="list-style-type: none"> Enquiry question(s), hypotheses, data collection methods, sampling strategies, data presentation methods, data analysis, conclusion and evaluation <p><u>Physical Environments – Coasts - Reculver:</u></p> <ul style="list-style-type: none"> You must know all of the above for Reculver <p><u>Human Environments – Urban – Margate:</u></p> <ul style="list-style-type: none"> You must know all of the above for Margate 	<ul style="list-style-type: none"> Physical Environments – Coasts – Reculver (Kent) Human Environments – Urban – Margate (Kent)
	UK Challenges	<ul style="list-style-type: none"> Population increase in the UK Resource consumption challenges Sustainable transport Migration Landscape challenges Rivers and coastal challenges Climate challenges Responses to challenges 	<ul style="list-style-type: none"> The UK



PSYCHOLOGY



Resources on Teams:

- Revision tips: [Revision ideas.pptx](#)
- Test yourself by completing past papers: [Past Papers and Mark Schemes](#)
- Revisit curriculum booklets and see if you can complete these independently: [Curriculum booklets](#)
- The revision file is regularly updated with revision resources: [Revision resources](#)

The lesson PowerPoints for Paper 1, are on Teams to revisit: [All Paper 1 Lessons](#)

Other Ideas for Revision:

- Refer to your Exam Wrapper from your recent mock examination and target your suggested areas of weakness

Paper One (1 hour 45 minutes) – Wednesday 15th May 2024

Topic	Checklist Link
Development	Development checklist.docx
Memory	Memory checklist.docx
Psychological Problems	Psychological Problems Revision checklist.docx
Social Influence	Social Influence Checklist.docx
The Brain & Neuropsychology	The Brain and Neuropsychology Checklist.docx

Paper Two (1 hour 20 minutes) – Thursday 23rd May 2024

Topic	Checklist Link
Research Methods	Research Methods Revision Checklist.docx
Criminal Psychology	Criminal Psychology Revision checklist.docx
Sleep and Dreaming	Sleep and dreaming Revision Checklist.docx



SOCIOLOGY

Resources on Teams

- Progress checklists to check for which areas you need to focus your revision on: [Progress checklists](#)
- Revisit curriculum booklets and see if you can complete these independently: [Curriculum booklets](#)
- The lesson PowerPoints for each unit: [Lessons](#)
- Practice exam papers and mark schemes: [Exam papers and mark schemes](#)

Other Ideas for Revision

- Complete the “Exam Questions” and “Practice Papers” in your purple Sociology Revision Guide
- Refer to your Exam Wrapper from your recent mock examination and target your suggested areas of weakness

Online revision videos

https://www.youtube.com/watch?v=dc2sRx_V3y4 – Theories and perspectives

<https://www.youtube.com/watch?v=riwT5yxDdDY> – Research methods

<https://www.youtube.com/watch?v=uWN5ymQiUWc> - Family

<https://www.youtube.com/watch?v=2q8V672g0kk> – Education

https://www.youtube.com/watch?v=JghnYpD8W_E – Crime

<https://www.youtube.com/watch?v=U-Wt5y0Uebk> - Stratification

Paper One (1 hour 45 mins) 50%- Friday 10th May

Family

Education

Paper Two (1 hour 45 mins) 50%- Tuesday 21st May

Crime and Deviance

Social Stratification



BUSINESS STUDIES

GCSE Business Studies Edexcel

2 Papers:

Theme 1 50%, Tuesday 14th May 2024

Theme 2 50%, Wednesday 5th June 2024

Revision checklists can be found on [Teams](#)

Revision Resources

- Revision guide and workbook & Teams – study notes, links to videos, past papers, knowledge organisers and independent workbooks
- BBC Bitesize Edexcel section, Pearson app, Seneca learning website
- 3-mark questions: <https://youtu.be/tG60IJCNPJ8>
- 6 mark discuss questions: <https://youtu.be/ksyaWFd5fC0>
- 6 mark analyse questions: <https://youtu.be/6j5GavTp5Hc>
- 9 mark justify questions: <https://youtu.be/yWXEpy2ZUmg>
- 12-mark questions: https://youtu.be/jj_fiZXqCCc
- Calculations: <https://youtu.be/gWZFwdYU70>
- Here is also a video link to short answer questions: <https://youtu.be/LWZwEImp68I>
- www.tutor2u.net & [Two teachers](#) lots of free videos on their YouTube channel
- Make sure you know terminology advantages & disadvantages of choices such as market research mapping/ becoming a limited company & how to develop chains of analysis using connectives and AJIM conclusions.

Theme 1 Formulas

% change = difference in values ÷ original value x 100
To increase by a percentage amount = original figure x 1. (The amount after the decimal is the % increase)

Market Share % of the market that one business has, i.e., Business A sales ÷ total market sales x 100

Revenue = selling price x number sold (p x q)

Total Variable Costs = variable cost for one item x number of items produced

Fixed Costs NEVER change as output changes

Total Costs = Fixed costs + Total Variable costs

Interest payable = amount borrowed x percentage rate of interest (convert % into decimals)

Total amount payable = (amount borrowed x percentage rate of interest) + Amount borrowed OR Monthly payment x (12 x number of years)

Monthly payments = Total amount payable ÷ (number of years borrowed x 12)

% Interest charged = (total repayment – borrowed amount) ÷ borrowed amount x 100

Profit = Revenue – Total Costs

Break even = Fixed costs ÷ (Selling price – variable costs)

Margin of safety = Actual output – break even output

Net Cash Flow = Total inflows – total outflows



BUSINESS STUDIES

Closing Balance = Net Cash Flow + Opening Balance

Exchange Rates

- converting from a foreign currency to UK£, divide the price by the exchange rate
- converting TO a foreign currency FROM UK£, MULTIPLY the price by the exchange rate
- Impact of Exchange Rates SPICED

Theme 2 Formulas

% change = difference in values \div original value \times 100 To increase by a percentage amount = original figure \times 1. (the amount after the decimal is the % increase)

Market Share % of the market that one business has, i.e. Business A sales \div total market sales \times 100

Revenue = selling price \times number sold

Gross Profit = Total Revenue – Cost of Sales

Net Profit = Gross Profit – Expenses

Gross profit margin = (Gross Profit \div Sales Revenue) \times 100

Net profit margin = (Net Profit \div Sales Revenue) \times 100

Average Rate of Return (Average annual profit (*total profit / no. of years*) \div cost of investment) \times 100



PERFORMING ARTS

The Year 11 BTEC Performing Arts and Music exams are approaching and I wanted to share with you the dates for rehearsals and exams. The students involved have been given this information in class and have also been emailed the relevant information.

Year 11 BTEC Performing Arts – Dance

Exam Day

Students will be off timetable all day, rehearsing and then recording their exam piece. Once recorded they will focus on their written evaluation.

They will have lesson time following the exam to complete the evaluation.

Final submission: You will be advised by your teacher of the final date for submission.

Year 11 BTEC Performing Arts – Drama

Rehearsal Day

Students will be given allotted time for their group to rehearse in the drama studio with Mr Addis and/or Mrs Bush. One group will record their exam piece during period 5 (these students know who they are and you will be contacted separately if this is your son/daughter).

Exam Day

Students will be off timetable all day, rehearsing and then recording their exam piece. Once recorded they will be the audience for other groups and start their written evaluation. The group that recorded on the 27th March will be the audience for the first group and will then use the day to do their evaluation.

They will have lesson time following the exam to complete the evaluation

Final submission: You will be advised by your teacher of the final date for submission.



PERFORMING ARTS

Year 11 BTEC Music

Students are working on their exam pieces and completing Activity 1 (controlled assessment) during lesson time this term.

Easter Holiday

This is a chance for students to come in and spend the day working on their music with support from Miss Cox and Mrs Bush.

Exam Day

Students will be off timetable all day. Those following the Production route (using SoundTrap) will do the final mix of their piece in the morning and then spend the day writing their evaluation. Those doing the Performance route will spend the morning rehearsing and will then video their final performance before lunch.

All students will do their written evaluation once they have finished their piece of music.

Final submission: You will be advised by your teacher of the final date for submission.

Dance and Drama students may need to bring costumes and props with them for their exam. I would advise bringing them in a few days before they need them, so that they are in school ready. They will have break and lunch as normal, but I would suggest bringing drinks and snacks with them.

Should you have any questions please contact me on elaine.cox@themallingschool.kent.sch.uk



HOSPITALITY & CATERING

Level 1/2 Award in Hospitality and Catering

Exam Board: WJEC

Unit 1: Paper 1 90 mark question paper – Thursday 20th June 2024.

Length: 1 hour 30 minutes On screen or written exam.

Units to be assessed:

AO1: The Structure of the Hospitality and Catering Industry.

- AC1.1 Describe the structure of the Hospitality and Catering Industry
- AC1.2 Analyse job requirements in the Hospitality and Catering Industry.
- AC1.3 Describe working conditions of different job roles across the Hospitality and Catering Industry
- AC1.4 Explain factors affecting the success of Hospitality and Catering providers.

AO2: Understand how Hospitality and Catering provision operates.

- AC2.1 Describe the operation of the kitchen.
- AC2.2 Describe the operation of front of house.
- AC2.3 Explain how Hospitality and Catering provision meets customer's needs.

AO3: Understand how Hospitality and Catering provision meets Health and Safety requirements.

- AC3.1 Describe personal safety responsibilities.
- AC3.2 Identify risks to personal safety.
- AC3.3 Personal safety control measures.

AO4: Know how food can cause ill health.

- AC4.1 Describe food related causes of ill health.
- AC4.2 Describe the role of EHO.
- AC4.3 Describe Food safety Legislation.
- AC4.4 Describe common types of food poisoning.
- AC4.5 Describe the symptoms of food induced ill health.

All resources are on TEAMS. This includes copies of all the power points used in class, old exam papers and mark schemes and low stakes tests for quick revision tasks. These are broken down unit by unit.

[Revision PowerPoints](#)

[Past exam papers](#)

[HOMEWORK QUIZZES.docx](#)



ART & DESIGN

Year 11 Art, 3D Design and Textiles

Mock Exam

Year 11 Art, 3D Design and Textiles pupils are currently working on their mock exam preparation. They each have a theme as a starting point and have been issued a checklist of tasks to complete with interim deadlines as guidance over the next two terms.

The majority of marks are given at the preparation stage, so it is **vital** that pupils are completing this sketchbook work to their highest ability and in advance of their final 10-hour mock exam. Within the 10-hour exam pupils will produce their final personal response to complete the project. This piece will reflect on the developmental journey of ideas throughout their sketchbook and may incorporate a range of skills and mediums.

Before the final 10 hour mock exam pupils must ensure that they have completed all of the work on the checklist and that they have prepared materials in advance.

The 10-hour mock exam dates are:

Art and Design pupils: Monday 4th and Tuesday 5th December 2023

3D Design pupils: Wednesday 6th and Thursday 7th December 2023

Textiles pupils: Wednesday 6th and Thursday 7th December 2023

A copy of their checklist and other supporting materials for the exam can be found on Teams.

GCSE EXAM

The real GCSE exam paper will be released to pupils during their lessons in the first week of January 2024. Pupils will be required to select one theme from the paper as their starting point for their project. They will also be issued guidance and a checklist of tasks to work through with interim deadlines.

The exam project will then be the focus in lessons and all tasks must be completed to pupils' highest ability. It is important that pupils meet the given deadlines to cover all the marking criteria. Pupils can attend lunch club if they need additional time or support.

The exam will end with a final 10 hour exam to produce the final piece of work. The exam will be held on the following dates:

Art pupils: Monday 29th and Tuesday 30th April 2024

3d Design pupils: Wednesday 1st and Thursday 2nd May 2024

Textiles pupils: Wednesday 1st and Thursday 2nd May 2024

Supporting resources will be available for pupils to access from their teacher and on Teams nearer the time.



ART & DESIGN



Extra support

During term time we will be running focused intervention sessions on Mondays after school from 3:20pm-4:30pm. These will be targeted sessions where a small number of identified pupils will be invited to attend each term. Throughout the sessions pupils will be supported in developing their portfolios to improve and enhance their grades.

There will also be **catch up sessions** in the **holidays** for selected subjects and pupils. More information regarding these will be released closer to the time. These will be invitation only and a letter will be sent out separately with details on dates and times. This will be used for exam/coursework catch up and completion.

Coursework

Pupils will need to ensure that all coursework projects from Year 10 and Year 11 are fully completed to their highest standard. All work should be carefully presented with annotations. Photographs of final pieces and evaluations should also be included for each project.

Please refer to our 'Assessment and Success in Art and Design GCSE' revision guide when completing coursework which can be found [here](#).

The final hand in date for Art, 3D Design and Textiles coursework is on or before Friday 15th December 2023.

